


Don't Throw Away Your Expired Capillary Arrays !!!

Now there's no need - let us regenerate your arrays back to their original state for a fraction of the cost new



ADVANTAGES OF OUR REGENERATION SERVICE v BUYING NEW:

- * No Risk of receiving a reduced life time / faulty array from the manufacturer.
- * Reduced costs when compared with buying new.
- * Greater reproducibility by reusing existing arrays.

HOW LONG WILL IT TAKE TO REGENERATE ?

- * Once your arrays are received, turn around time is normally 21-28 days.

HOW SOON WILL I NEED TO USE MY REGENERATED ARRAYS ?

- * Regenerated arrays have a shelf life of one year.

HOW MANY TIMES CAN I REGENERATE MY ARRAYS ?

- * As long as the array is not damaged, it can be regenerated an unlimited number of times.

DOES MY REGENERATED ARRAY COME WITH ANY GUARANTEES ?

- * Regenerated arrays come with the same guaranteed number of runs as a new array.

WHAT SHOULD I DO NEXT ?

1. If you have any questions, please call us.
2. Next send us an order, we will then contact you to arrange collection of the arrays.
3. Arrays should be returned in their original packaging and stored wet, whenever possible. (see reverse for packing instructions).



Cat. Number	Capillary Array	Cost Per Array	Min Order
AR3100-4	4 Capillary Array for 3100 Avant / 3130	190.00 GBP	2 Arrays
AR3100-16	16 Capillary Array for 3130xl	210.00 GBP	2 Arrays
AR3730-48	48 Capillary Array for 3730	750.00 GBP	1 Arrays
AR3730-96	96 Capillary Array for 3730xl	1000.00 GBP	1 Arrays

Prices exclude VAT & Delivery

UPDATED PACKING INSTRUCTIONS - WET PACKS FOR CAPILLARY ARRAY, 4, 16, 48 & 96 CAPS

When sending capillaries to be regenerated, include all original packaging materials. This would include adding distilled water to the bottle and in the WetPack (see below)


STEP A (bottle for capillary rod):




- Fill the bottle (shipped with array when new) with distilled water.
- Carefully insert capillary end into the bottle assembly without cutting "O"-ring and tighten cap.
- For 48 and 96 capillary arrays, ensure that the bottle is then clipped onto the frame.

STEP B (WetPack for capillary ends):

- To prevent regeneration failure, all arrays must be shipped with capillary ends kept wet in distilled water by means of a WetPack.
- A WetPack is simply a 4 or 16 well cut-out of a 96 well PCR plate and Septa Mat (for 4 and 16 capillary arrays), or a complete plate / mat for 48 and 96 well arrays.
- Secure the septa mat to the plate with thin elastic bands.
- Carefully insert capillary ends through the Septa Mat so that the ends remain wet.



INCORRECT



CORRECT

STEP C (outer packaging):

Along with the serial number, number of runs achieved and date removed (this information will appear on the report you receive back with your array) place the array in its original plastic container and cardboard outer. It is then ready for collection by Web Scientific.